



Professional electric showering
and water heating solutions

Product Catalogue 2021

Glen Dimplex Heating & Ventilation

At Glen Dimplex Heating & Ventilation we are committed to supporting the most forward-thinking, efficient and sustainable industry-leading brands. With our combined enthusiasm and dedication to developing the very best heating, hot water and ventilation solutions, you can feel assured that the products, services and systems created by our brands are:

Innovative - in their product design, technology and manufacture

Expert - in their application of technical knowledge and industry experience

Proven - from historically defining markets for more than 760 years collectively

Trusted - worldwide to meet the highest standards of safety, quality and ethics

Supportive - aftersales technical advisory team and a UK network of approved service agents.

Developing - online professional training Academy sharing knowledge and ideas with our industry.



Driven by knowledge and innovation

The Glen Dimplex Heating & Ventilation brands, with their extensive experience and ever-increasing collective product portfolios, assist and excel in new build specification, refurbishing and upgrading of residential, commercial and public-sector buildings.

Our popular brands make us the market leader in electric heating appliances in Europe and a leading player in decorative electric and gas fires and solid fuel stoves. Glen Dimplex Heating & Ventilation's focus is the design, development and manufacture of professionally installed heating and ventilation systems for residential and commercial buildings, ranging from smart electric heating systems using the latest control and communications technologies, through to heating, cooling and ventilation systems, encompassing heat pumps, Mechanical Ventilation and Heat Recovery (MVHR) systems and a range of heat emitters.

In the electric heating industry, our brands' portfolios include the UK's most popular ranges of storage and panel heating, expertise in portable heating solutions and an impressive variety of innovative gas and electric fires. In ventilation they cover domestic and commercial ventilation systems for single rooms or entire buildings as well as portable air treatments. In addition, from their work in hot water solutions, our brands have developed various instantaneous and stored hot water systems, suited to both consumer and professional needs.

About Redring

Redring is a global business that delivers outstanding shower and water heating solutions for both residential and commercial premises. Their extensive product portfolio spans a wide range of electric showers, instantaneous and stored water heaters, and beverage boiling water units.

Drawing upon more than 40 years' of experience, Redring conserves water and energy resources with instantaneous electric water heating systems and leads efforts to provide hot water precisely as it is required to benefit specifiers, installers and end-users.

- A trusted and well-known brand in the British Isles
- Providing showering and hot water solutions for more than 40 years for trade professionals
- Award winning range of Selectronic thermostatic electric showers
- First in the industry to gain accreditation by the RNIB
- Creators of the Reditap 3-in-1 boiling water tap

Contact

Online: www.redring.co.uk/contact

Customer Support Team: 0344 879 3588*

Customer Support Opening Times:

Monday - Thursday: 08:30 - 16:00

Friday: 08:30 - 15:00

Saturday - Sunday: Closed

*Calls to us cost no more than a national rate call to an 01 or 02 number and are included in mobile bundled minutes.



Contents

Showers

Instant Electric Showers Page 6

Thermostatic Instant Electric Showers Page 9

Water Heating

Instant Water Heating Page 15

Stored Water Heating Page 21

Water Boiling Units Page 27

For a full list of spares, visit www.redring.co.uk/contact

Showers

Instant Electric Showers


Instantaneous electric showers are highly efficient, heating water on demand with no energy or temperature losses associated with storing hot water. They require only a mains cold water connection and an electrical supply: the water is warmed over the heating element, before being dispensed through the shower head.

Thermostatic Instant Electric Showers

Ideal where showering temperature stability is the key safety performance requirement, these sophisticated thermostatic instantaneous electric showers constantly monitor and regulate water flow and temperature to ensure that temperature is accurately maintained for a safer, controlled showering experience. Thermostatic instantaneous electric showers are widely specified by care sector professionals, as well as offering complete peace of mind for safe family showering in the home.

SmartFit™ Technology

SmartFit™ showers have been created specifically for easy installation, featuring eight plumbing entry points with six electrical entry points and twin terminal block options for left or right side, top, bottom or rear feed cable entry. Their larger footprint also allows for the easy replacement of virtually any electric shower with minimal or no redecoration required. SmartFit™ technology is featured on all Redring Bright, Glow and Glow Thermostatic showers.



Electrical Installation Guidelines

The electrical installation must be in accordance with the current BS.7671 (IEE Wiring Regulations) and “Part P” of the Building Regulations and/or local regulations.

Load (kW)	Current (Amp)	Protective Device	Minimum Cable Size
7.5	32.6	40A	10mm²
8.5	36.95	40A	10mm²
9.5	41.3	45A	10mm²
10.5	45.65	50A	16mm²
10.8	46.96	50A	16mm²

Data extract source IEE Wiring Regulations BS7671:2001 (Table 4D2A).



POWERSTREAM ECO

GLOW THERMOSTATIC SHOWER

Pure

Great value electric showering.

Key Features

- Right hand side connectivity
- Single mode shower head with rub clean nozzles
- Flexible accessory kit
- 3 power settings
- Push button start/stop
- 600mm riser rail with brackets and 1m anti-kink hose
- A Energy Rating
- 2 year UK manufacturer guarantee



Product Dimensions



Catalogue Number	Model/Description
53531301	RPS7 Pure 7.5kW
53531001	RPS8 Pure 8.5kW
53531101	RPS9 Pure 9.5kW
53531201	RPS10 Pure 10.5kW

Technical Information	
Water	Operating water pressure 1-10bar (15-150psi)
Entry Points	3 cable & 4 water (right hand side)
Approvals	BEAB & CE mark
Cold Water Connection	Plain shank for push-fit and compression



Bright

Electric showering with SmartFit™ technology for easy installation.

Key Features

- SmartFit™ technology makes installation easy, thanks to multi-entry options
- 3 mode shower head with rub clean nozzles
- Twin terminal block
- Push button start/stop
- 600mm riser rail with brackets and 1.25m anti-kink hose
- A Energy Rating
- 3 year UK manufacturer guarantee



Product Dimensions



Catalogue Number	Model/Description
53533301	RBS7 Bright 7.5kW
53533001	RBS8 Bright 8.5kW
53533101	RBS9 Bright 9.5kW
53533201	RBS10 Bright 10.5kW

Technical Information	
Water	Operating water pressure 1-10bar (15-150psi)
Entry Points	6 cable & 8 water (left and right side entry)
Approvals	BEAB & CE mark
Cold Water Connection	Plain shank for push-fit and compression



Glow

Stylish showering with SmartFit™ technology for easy installation and phased shutdown.

Key Features

- SmartFit™ technology makes installation easy, thanks to multi-entry options
- Phased shutdown safety protection for next user cool start up and scale protection
- Digital temperature display with large LED readout for clear visibility
- Twin terminal block
- 5 mode shower head with rub clean nozzles and 600mm riser rail with brackets
- Push button start/stop
- A Energy Rating
- 3 year UK manufacturer guarantee



Product Dimensions



Catalogue Number	Model/Description
53535301	RGS7 Glow 7.5kW
53535001	RGS8 Glow 8.5kW
53535101	RGS9 Glow 9.5kW
53535201	RGS10 Glow 10.5kW

Technical Information	
Water	Operating water pressure 1-10bar (15-150psi)
Entry Points	6 cable & 8 water (left and right side entry)
Approvals	BEAB & CE mark
Cold Water Connection	Plain shank for push-fit and compression

SMART FIT



Glow Thermostatic

Digital push button shower with highly accurate temperature control and phased shutdown safety protection.

Key Features

- SmartFit™ technology makes installation easy, thanks to multi-entry options
- Accurate temperature control to within ±1.5° for a comfortable, safe showering experience
- Push button controls with audible adjustment confirmation for ease of operation
- Large digital LED backlit temperature display
- Phased shutdown safety protection for next user cool start up and scale protection
- Temperature limiter lock option, set at installation
- 5 mode shower head with rub clean nozzles
- Supplied with 600mm riser rail with flexible fixing centre brackets, 1.5 metre shower hose and soap dish with integrated hose retainer
- A Energy Rating
- 3 year UK manufacturer guarantee



Product Dimensions



Catalogue Number	Model/Description
53537101	RGS8T Glow Thermostatic Instant Shower 8.5kW
53537201	RGS9T Glow Thermostatic Instant Shower 9.5kW

Technical Information	
Water	Operating water pressure 1-10bar (15-150psi)
Entry Points	6 cable & 8 water (left and right side entry)
Approvals	BEAB & CE mark
Cold Water Connection	Plain shank for push-fit and compression

SMART FIT



Selectronic Premier Electric Showers

Trusted by UK care industry professionals, Selectronic Premier thermostatic showers offer unrivalled instant electric shower temperature control accuracy and temperature lock options to ensure a comfortable and safe showering experience for all users.

Key Features

- Smooth contoured styling with high contrast controls for ease of visibility
- Highly accurate, temperature control to +/- 0.5°C for comfortable safe showering
- Large LED digital temperature display
- All push-button controlled with tactile identification coding for ease of use
- Audible feedback for confirmation of adjustment and operation status
- Phased shutdown safety protection for next user cool start up and scale protection
- 3 temperature range limiter lock options (34-40°C), (34-41°C), (34-43°C) or unlocked (25-46°C) set at installation
- Simple single push button rapid commissioning
- Data logging for access to user and performance analysis, with diagnostic mode to assist service engineers
- IPX5 rated protection for installation in wet room zones
- A energy efficiency rated
- Free 5 year UK manufacturers guarantee (Product registration is required)

All models have enhanced shower accessories

- Stainless steel riser rails replace aluminium ones
- Sturdy 4-point fixing riser rail wall brackets
- A combined riser/grab rail with reinforced metal bracket plates (on PLUS and WPC models) The grab rail is tested and approved for 250kg static load (subject to wall material strength and the correct fixings being used by the installer)
- New wireless connectivity for automatic operation of compatible level access waste pumps (WPC models only)
- An optional remote control kit to start and stop the shower from outside the showering area which can be retro-fitted to all Selectronic Premier showers is also available (RSSSRC - see page 12)

Technical Information	
Water	Operating Pressure 0.7 - 10bar (10 - 140psi)
Entry Points	3 cable & 3 water (top, bottom or rear on the right hand side)
Cold Water Connection	15mm compression nut and olive to inlet fitting of the shower



Premier STANDARD

- 5 spray-mode showerhead
- 540mm stainless steel riser rail with 4-point fixing brackets
- 1.25 metre flexible anti-kink hose
- Adjustable showerhead riser clamp
- Soap dish and hose retention ring

Catalogue Number	Model/Description
100054	RSELP85S Selectronic Premier STANDARD 8.5kW
100061	RSELP95S Selectronic Premier STANDARD 9.5kW
100078	RSELP108S Selectronic Premier STANDARD 10.8kW



The new generation of Selectronic Premier showers meets the very latest and highest level of industry safety standards and is endorsed by leading care professional bodies.



Premier PLUS

- 5 spray-mode showerhead
- 1 metre 250kg* load stainless steel riser grab rail with metal reinforced brackets
- 2 metre flexible anti-kink hose
- Adjustable showerhead riser clamp
- Soap dish and hose retention ring

* The grab rail duty is subject to wall material strength and the correct fixings being used by the installer

Catalogue Number	Model/Description
100085	RSELP85P Selectronic Premier PLUS 8.5kW
100092	RSELP95P Selectronic Premier PLUS 9.5kW
100108	RSELP108P Selectronic Premier PLUS 10.8kW



Premier WPC

- 5 spray-mode showerhead
- 1 metre 250kg* load stainless steel riser grab rail with metal reinforced brackets
- 2 metre flexible anti-kink hose
- Adjustable showerhead riser clamp
- Soap dish and hose retention ring
- Includes a RF receiver module and integral shower PCB for wireless connection to all leading brand level access waste pumps (The pump and drain kit are not supplied).

Catalogue Number	Model/Description
100115	RSELP85WPC Selectronic Premier WPC (waste pump connectivity) 8.5kW
100112	RSELP95WPC Selectronic Premier WPC (waste pump connectivity) 9.5kW

Shower Accessories

This optional accessory allows the user or carer to start and stop the shower from outside the showering area. The hand held start/stop controller is supplied with a wall bracket and a PCB which may be retro-fitted into any of the Selectronic Premier showers by a qualified installer.

Catalogue Number	Model/Description
100139	RSSSRC Selectronic Start/Stop Remote Control Kit



This Care pack is an ideal upgrade for any Reding shower to assist seated showering. The heavy duty 1 metre stainless steel riser rail is supplied with metal reinforced brackets to allow up to 250kg* load grab rail function for peace of mind support when moving in wet room areas. This kit also features a 2 metre long flexible anti-kink hose with hose retention ring and a 5 spray mode showerhead with easy rub-clean nozzles. The adjustable spray plate, rise-and-tilt handset clamp and lipped soap dish are all finished in a high contrast grey for ease of visibility in a steamy environment.

* The grab rail duty is subject to wall material strength and the correct fixings being used by the installer

Catalogue Number	Model/Description
100719	CCP5GR Care Accessory Pack With Grab Rail Duty



Shower Accessory Kits

All Redring shower accessory kits feature 100mm diameter shower spray heads with easy rub-clean nozzles, anti-kink metal chrome shower hoses. The adjustable rise and tilt shower head clamp allows for perfect preferred shower spray positioning and the riser rails feature a flexible position top bracket fixing for ease of replacement installation.



Cat No: 83595402	Cat No: 83595403	Cat No: 83595404	Cat No: 83595345
Model: SAK1W	Model: SAK3W	Model: SAK5W	Model: FLEXXKIT6C
White and chrome shower accessory kit with single mode showerhead, 1 metre hose, 600mm riser rail with fixing brackets and push-button handset clamp	White and chrome shower accessory kit with 3 mode showerhead, 1.25 metre hose, 600mm riser rail with fixing brackets, push-button handset clamp and soap dish with hose retaining hole	White and chrome shower accessory kit with 5 mode showerhead, 1.5 metre hose, 600mm riser rail with fixing brackets, push-button handset clamp and soap dish with hose retaining hole	All chrome shower accessory kit with 6 mode showerhead, 1.25 metre hose, 600mm riser rail with fixing brackets, adjustable handset clamp, clear acrylic soap dish and hose retaining ring.

Water Heating

Instant Water Heaters

Instantaneous electric water heaters deliver hot water directly at the point of use. All are 'A' rated for energy efficiency, so there is no requirement to draw pre-heated water from a centrally stored cylinder, meaning heat losses are eliminated – reducing energy waste and saving electricity.

Electric Flow Boiler

Electric flow boilers provide a clean, efficient and safe way of heating water for wet system space heating applications. They are highly efficient with a much lower servicing and maintenance requirement than many other heating fuels. Ideal where there is no gas availability or gas regulation restrictions apply, electric flow boilers may also be used in conjunction with indirect water heating cylinders for a domestic hot water supply.

Water Storage Heaters

Designed to heat and maintain a volume of hot water at a specific, thermostatically controlled temperature for convenient point of use draw off, Redring water storage heaters are ideal for kitchen sink and multiple outlet hand washing applications.

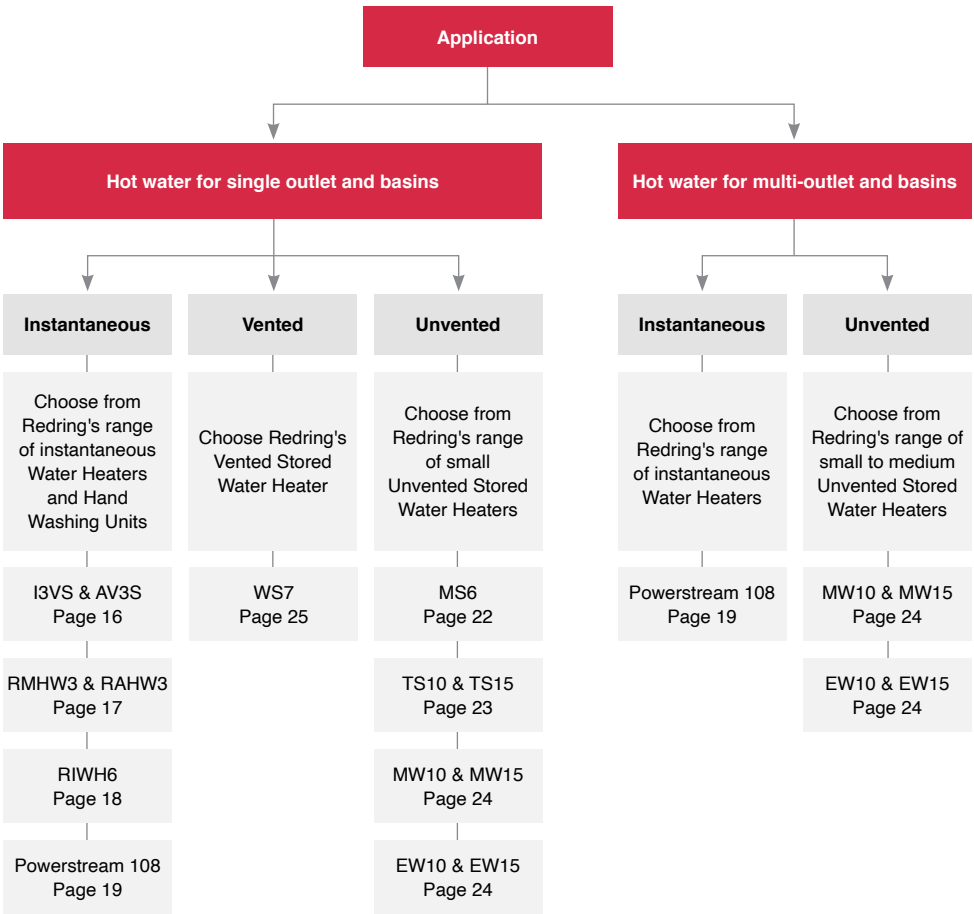
Immersion Heaters

Immersion heaters are a popular heating source for hot water cylinders. They are simply installed through the cylinder screw-in boss and the immersed sheathed element directly heats the water in the cylinder to the selected required temperature. The temperature is set externally on the thermostat in the immersion heater head which also incorporates the dual safety cut-out protection control. Immersion heaters are available in standard copper or, for higher scale resistance, Incoloy sheathed material for hard water areas.

Water Boiling Products

Able to provide an instantly available stored supply of boiling water for food preparation and beverage making in busy kitchen environments, Redring manufacture a range of automatic fill and heat commercial water boilers in capacity sizes suitable for office, cafe and canteen applications.

In addition, for domestic kitchen use, Reditap is a three-in-one boiling water and kitchen mixer tap with a convenient compact under-sink two litre boiling water supply tank.



Instant Hand Wash Units

Wall mounted over basin automatic and manual instantaneous hand wash units.

Key Features

- Easy replacement for all previous Redring I3V units
- 3kW element for rapid heating, with safety overheat protection for peace of mind
- Manual I3VS features a single temperature/flow control for ease of operation
- Auto AV3S offers infrared touch-free operation, ideal for high care applications and hygiene sensitive areas
- Compact and robust, with a 200mm swivel arm and anti-vandal spray head for easy water dispensing
- Unique Vortex technology improves flow and prevents limescale build-up
- Auto AV3S has simple installer commissioning to ensure optimum performance and features a 40 second timed shut off to save water and energy
- A Energy Rating
- 1 year UK manufacturer guarantee



Product Dimensions



Product depth: 83mm (Auto) 99mm (Manual)

Catalogue Number	Model/Description
43678901	I3VS Manual Hand Wash
43679901	AV3S Autosensor Hand Wash

Technical Information	
Heating	3kW@240V metal sheathed heating element with thermal protection
Cable Connection	Top, bottom or rear 13amps (1.5mm² minimum)
Operating Pressure	0.7-7bar (10-102psi)
Water Connection	Cold water mains 1/2" BSP (15mm) bottom entry
Approvals	BEAB & CE mark
Ingress Protection	IPX4



Instant Electric Hand Wash Units

Compact automatic and manual controlled hand wash units.

Key Features

- Instantaneous water heating at point of use with no stored water and no wasted energy
- Compact over basin mounted unit
- 3kW manual and auto activated models available
- Auto model features infrared, touch-free activation with 25-30 second timed delivery
- Separate rotary flow control for seasonal temperature adjustment
- Fully temperature stabilised with thermal cut-out safety protection
- 240mm swivel arm with 180° radial adjustment and integrated spray head
- A Energy Rating
- 1 year UK manufacturer guarantee



Product Dimensions



Product depth: 88mm

Catalogue Number	Model/Description
067302	RMHW3 Manual instant hand wash 3kW
067319	RAHW3 Auto instant hand wash 3kW

Technical Information	
Heating	3kW @ 240V metal sheathed heating element with thermal protection
Cable Connection	Top, bottom or rear 13amps
Operating Pressure	1-10bar (15-150psi)
Water Connection	Cold water mains 15mm top, bottom or rear
Approvals	BEAB & CE mark
Ingress Protection	IPX4



Inline Instantaneous Water Heater


Compact under basin inline water heater for hand washing with fast point of use response.

Key Features

- Instant water heating at point of use with no stored water and no wasted energy
- Compact design ideal for under or adjacent to basin mounted unit
- 6kW high efficiency heating elements for rapid response hand washing
- No controls – hot tap activated at 2L/m flow
- Fully temperature stabilised with 80°C thermal cut-out safety protection
- Pre-wired with 700mm length of 4mm² double insulated 3 core cable ready for connection
- Suitable for use with water resistivity >1300Ωcm
- Use with M22/M24 quarter turn spray head basin taps is recommended for optimum performance
- A Energy Rating
- 1 year UK manufacturer guarantee



Product Dimensions



Catalogue Number	Model/Description
067395	RIWH6 Inline instant water heater 6kW
Technical Information	
Heating	6kW @ 240V bare wire heating element with thermal protection
Cable Connection	Cold water mains 15mm top, bottom or rear
Operating Pressure	1-5bar (15-73psi)
Water Connection	1/2" BSP
Water Resistivity	≥1300Ωcm
Approvals	BEAB & CE
Ingress Protection	IPX4



Powerstream & Powerstream Eco

Unvented instantaneous water heaters for a fast, convenient and space-saving hot water supply.

Key Features

- Small and compact design eliminates the need for long, inefficient pipe runs to a centrally located cylinder, saving space and energy
- Ideal for hand basin supply in commercial and residential properties with restricted access to stored hot water
- Suitable with two hand basins or a manual mixer shower and hand basin
- Eco models feature user power selection (High, Eco, Low and Cold)
- A Energy Rating
- 2 year UK manufacturer guarantee



LT1



RM1




Powerstream



Powerstream Eco

Product Dimensions



Catalogue Number	Model/Description
45793201	RP1 Powerstream 9.5
45793204	RP10.8 Powerstream 10.8
45793202	RP12 Powerstream 12
45673201	RP1E Powerstream Eco 9.5
45673202	RP10.8E Powerstream Eco 10.8

Technical Information	
Heating	9.5, 10.8 & 12kW@240V heating elements with thermal protection
Cable Connection	Bottom or rear 6-10mm² (9.5) 10-16mm² (10.8) 16mm² (12)
Operating Pressure	1-10bar (15-150psi)
Materials	Corrosion resistant steel backplate with thermoplastic cover
Water Connection	Cold water mains 15mm plain shank bottom entry
Approvals	BEAB & CE mark
Ingress Protection	IPX4

Accessories	
RM1	Powerstream Shower Mixer Kit
LT1	1/4 turn lever control spray taps (per pair)




Powerstream Ascari

A fast, effective and safe way to heat water for wet radiator or underfloor heating systems.

Key Features

- Ideal for well-insulated properties of up to 80m²
- Suitable for use with sealed, open vented and unvented wet central heating and hot water systems, with no need for flues or fuel tanks
- Integral 3 speed circulation pump, 8 litre expansion vessel, and 3bar pressure relief valve for ease of installation
- 5 litre hot water storage
- Will heat domestic hot water when used in conjunction with an indirect stored water cylinder
- Stainless steel elements and frost protection provide durability
- Low maintenance, with no requirement for an annual service (5 year safety check only)
- Ability to set water temperature between 21°C and 80°C helps control energy use
- Easy to use 7 segment control panel with digital temperature and pressure displays
- Low noise
- D Energy Rating
- 3 year UK guarantee on tank and 2 year on other components

Product Dimensions



D

Catalogue Number	Model/Description
45551860	PSA12 Powerstream Ascari

Technical Information	
Performance	Maximum 12kW@240V (convertible to 10, 8, 6 or 4kW at installation)
Water	Operating water pressure of 0.5-3bar (7.5-44psi)
Entry Points	Top and bottom for cable entry
Ingress Protection	IPX4



Stored Water Heating



MS6 Mini Stored Water Heater

MS6 Mini Stored Water Heater

Ultra-compact stored water heater for single outlet installation.

Key Features

- 1.5kW heating element for rapid heat up and recovery
- Thermostatic control up to 70°C with thermal cut-out safety protection
- Heating element 'ON' neon indicator
- Rustproof, erosion-free glass lined tank for long life and higher energy efficiency
- Glass ceramic water tank with magnesium sacrificial anode protection
- High density thermal CFC-free polyurethane insulation to minimise heat loss
- Supplied with accompanying pressure relief valve, dielectric connectors and wall mounting bracket
- B Energy Rating
- 1 year UK manufacturer guarantee



B

Product Dimensions



In small unvented water heaters the hot water expansion can often be accommodated back into the cold water mains supply, as indicated in the Water Regulations. Where this is not possible the installer will need to fit a set of cold water controls.

Catalogue Number	Model/Description
47789701	MS6 6Ltr Stored Water Heater
Accessories	
87783101	CWP Cold Water Control Pack
87783103	TBV Thermostatic Blending Valve
97783236	TUN Tundish 1/2" male 3/4" female

Technical Information	
Capacity	6 Litres
Cable Connection	Supplied with fitted 1m cable and UK plug
Power	1.5kW@240V (6.5Amp)
Water	Maximum operating pressure 8bar (116psi) - 1/2" BSP male connections
Product Weight	4.7kg
Approvals	CE mark
Ingress Protection	IPX4



TS Stored Water Heaters

Quickly and effectively provide hot water on demand for up to four outlets.

Key Features

- Hot water on demand for up to four outlets
- Adjustable rotary thermostat with 'heating' LED indicator
- Maximum temperature 70°C with 60°C Eco setting and frost protection
- Glass ceramic water tank with magnesium sacrificial anode protection
- Supplied with accompanying pressure relief valve, dielectric connectors and wall mounting hooks
- Thermal insulation 20mm ±4mm and stainless steel water outlet
- Removable flange for easy access to magnesium anode and heating element
- C Energy Rating
- 1 year UK manufacturer guarantee



C

Product Dimensions



In small unvented water heaters the hot water expansion can often be accommodated back into the cold water mains supply, as indicated in the Water Regulations. Where this is not possible the installer will need to fit a set of cold water controls.

Catalogue Number	Model/Description
47789501	TS10 10Ltr Stored Water Heater 2kW
47789601	TS15 15Ltr Stored Water Heater 2kW
Accessories	
87783101	CWP Cold Water Control Pack
87783103	TBV Thermostatic Blending Valve
97783236	TUN Tundish 1/2" male 3/4" female

Technical Information	
Capacity	10 Litres & 15 Litres
Cable Connection	Supplied with fitted 1.5m cable and UK plug
Power	2kW@240V
Water	Maximum operating pressure 6bar (87psi) - 1/2" BSP connections
Approvals	CE mark
Ingress Protection	IPX4



MW/EW Stored Water Heaters

Hot water on demand for up to four outlets from a central mains pressured water supply, with wall or floor mounting options.

Key Features

- Superior insulation combined with short pipe runs minimises heat loss, saving energy
- Provides a balanced hot and cold water supply, via existing taps or mixers for convenience
- Hot water on demand for up to four hand basin outlets
- Adjustable thermostat up to 70°C, with safety cut-out protection
- Fitted magnesium sacrificial anode for tank protection
- Supplied with dielectric connectors, wall bracket and fixings for floor or wall mounting
- B Energy Rating
- 1 year UK manufacturer guarantee



Product Dimensions



In small unvented water heaters the hot water expansion can often be accommodated back into the cold water mains supply, as indicated in the Water Regulations. Where this is not possible the installer will need to fit a set of cold water controls.

Catalogue Number	Model/Description
47789101	MW10 10Ltr 3kW water heater
47789201	MW15 15Ltr 3kW water heater
47789301	EW10 10Ltr 3kW water heater
47789401	EW15 15Ltr 3kW water heater
Accessories	
87783101	CWP Cold Water Control Pack
87783103	TBV Thermostatic Blending Valve
97783236	TUN Tundish 1/2" male 3/4" female

Technical Information	
Capacity	10 Litres & 15 Litres
Cable Connection	Rear bottom right entry
Power	3kW@240V
Water	Operating water pressure 1-12bar (15-174psi) (above 6bar a cold water pack is required) Inlet/outlet connections 15mm (1/2" BSP)
Approvals	BEAB & CE mark
Ingress Protection	IPX4



WS 7 Litre Vented Stored Water Heater

Readily available stored hot water at point of use, complete with a swivel spout for over sink mounting.

Key Features

- Adjustable thermostat with 15-75°C temperature range with frost protection setting
- Over temperature safety fuse protection for peace of mind
- 300mm swivel spout, perfect for dishwashing
- Optional 450mm and 600mm spouts also available
- Monoblock chrome vented mixer tap accessory for undersink mounting option
- Easy install
- B Energy Rating
- 2 year UK manufacturer guarantee



Product Dimensions



Catalogue Number	Model/Description
44780001	WS73 7Ltr Storage Water Heater 3kW
Accessories	
84780408	MCM monoblock chrome vented mixer tap
84780404	S1 450mm extended swivel spout
84780405	S2 600mm extended swivel spout

Technical Information	
Capacity	7 Litres
Cable Connection	Bottom entry
Power	3kW@240V
Water	Operating pressure 0.7-10bar (10-150psi), 15mm cold water compression
Approvals	BEAB & CE mark
Ingress Protection	IPX4




PDC & ADC Domestic Immersion Heaters


Immersion heaters in the most popular sizes for domestic hot water cylinder heating.

Key Features

- Dual cut-out immersion heaters with standard 2¼" BSP boss fitting
- Supplied with both a fitted rod thermostat and secondary manual reset safety cut-out
- Comply with the European safety standard EN 60335-2-73
- Available with popular copper or Aqualoy sheathed elements
- Aqualoy is a scale resistant material for use in more aggressive hard water areas
- 2 year UK guarantee for models: 33324601, 33324602, 33324701
- 1 year UK guarantee for models: 33324501, 33324502, 33324503



Copper



Aqualoy

Catalogue Number	Model/Description
33324501	P11DC 11" 2¼" BSP Copper
33324502	P14DC 14" 2¼" BSP Copper
33324503	P27DC 27" 2¼" BSP Copper
33324601	A11DC 11" 2¼" BSP Aqualoy
33324602	A27DC 27" 2¼" BSP Aqualoy
33324701	GU11DC 11" 1¾" BSP Unvented Aqualoy

Technical Information	
Immersion Heaters	11, 14 or 27 inches
Cable Connection	Cut-out in lid
Power	3kW @ 240V
Boss Thread	2¼" BSP
Sheath Material	Copper or Incoloy 800
Approvals	WRAS, BEAB & CE mark

COPPER



AQUALOY



Water Boiling Units



Sensaboil Beverage Boilers

Available in six wall mountable units for point of use beverage water boiling. Install over sink, draining board or drip tray.

Key Features

- Automatically fills and heats, dispensing water at 98°C on demand
- Easy-to-use patented chrome tap with constant flow lock or flow hold and release operation
- Initial cup draw off 20 (3L), 34 (5L) & 51 (7.5L)
- Stainless steel tank for great tasting drinks
- Touch control on/off operation with indication and 'descale now' warning
- Up to 206 cups per hour delivery
- 2 year UK manufacturer guarantee



Product Dimensions

3L

5L/7.5L



Catalogue Number	Model/Description
22672801	SB3W Sensaboil 3L White
22673801	SB5W Sensaboil 5L White
22674801	SB7W Sensaboil 7.5L White
22672805	SB3S Sensaboil 3L Stainless Steel
22673805	SB5S Sensaboil 5L Stainless Steel
22674805	SB7S Sensaboil 7.5L Stainless Steel

Technical Information	
Heating	3kW@240V element with boil dry thermal protection
Materials	Catering grade stainless steel with thermally insulated jacket
Cable Connection	Internal terminal block for hardwiring
Operating Pressure	1-8bar (15-116psi) maximum
Water Connection	3/4" BSP inlet connector and 2mtr hose supplied
Weight Empty	4.8kg (3L), 6.2kg (5L & 7.5L)
Weight Full	7.8kg (3L), 11.2kg (5L), 13.7kg (7.5L)
Approvals	CE mark
Ingress Protection	IPX4



SB Counter Top & Urn Boilers

Countertop and urn beverage water boiling units where wall mounting isn't available.

Key Features

SB Counter Top Unit

- Auto-fill and boil permanently plumbed unit with removable drip tray
- On/off touch control panel with descale alert
- Dual operation tap with push to lock for continuous flow or hold and release manually regulated dispense
- 2 year UK manufacture guarantee Counter top

Urn Boiling Unit

- Manual fill and top up as required, portable catering urn with twist-lock lid and carry handles
- Six setting thermostatic control (37°C to 97°C) with 'Heat On' neon indicator
- Dual operation tap with push to lock for continuous flow or hold and release manually regulated dispense
- 1 year UK manufacture guarantee Urn



Product Dimensions



Catalogue Number	Model/Description
22679301	SB5CLS Counter Top Boiler Stainless Steel 5Litre
22715101	URN1 Boiling Urn Stainless Steel 10Litre

Technical Information	
Heating	3kW@240V element with boil dry protection
Cable Connection	Fitted cable and 13amp UK plug
Materials	Catering grade Stainless Steel
Operating Pressure	1-8bar (15-116psi) max. (counter top unit only)
Water Connection	3/4" BSP inlet connector and 2mtr hose supplied with counter top. Urn is manually filled by removing the lid
Approvals	CE mark
Ingress Protection	IPX4

Reditap Boiling Taps

Stylish boiling water mixer tap for hot drinks and food preparation.

Key Features

- Available in high quality bright chrome or brushed nickel tap finishes to suit sink material and décor
- Compact 2 litre boiling tank offering a greater capacity than domestic kettles, with minimal loss of cupboard space
- Simple, speedy connection - drain valve assembly and all hose fittings supplied
- Easy tank access for inspection and descaling where required
- Boiling calibration control with thermal overheat protection
- Heating element 'ON' indication
- High density CFC free polystyrene insulation to minimise heat loss
- Fitted with cable and UK plug
- 2 year UK manufacturer guarantee




Chrome

Brushed nickel



Product Dimensions

Tank:



Optional water quality filter to improve taste and reduce the effects of hard water and other unwanted impurities. Filters are supplied in pairs ready for next change.



Catalogue Number	Model/Description
22566802	RTTC REDITAP 3 in 1 boiling tap (Chrome)
22566803	RTTB REDITAP 3 in 1 boiling tap (Brushed Nickel)

Technical Information	
Capacity	2 Litres
Power	1kW@230V
Inlet/Outlet Connections	1/2" BSP male
Tank Inlet Connection	1/4" push fit
Tank Outlet	8mm plain shank
Drain Valve	3/8" BSPPP thread
Flow Rate	1.8 litres/minute
Heat Up From Cold	12 minutes
Temperature Recovery	8 minutes
Minimum / Maximum Water Pressure	1bar/ 8bar (15/116psi)
Temperature Range	65 -100°C
Product Weight	2.8kg (empty) - 4.7kg (full)
Approvals	CE mark

Accessories	
AT2040	Filters AT2040 (2 per box)
AT2014	Headworks AT2014 for filter

Notes

This image shows a single sheet of white paper with horizontal ruling lines. The lines are evenly spaced and run across the width of the page. There are no margins, text, or other markings on the paper.

Specification

Our policy is one of continuous improvement; we reserve the right to alter specifications without notice. Although every care has been taken in the reproduction of product finishes in this brochure, the colour photographs should be taken only as a guide. The information contained in this brochure is correct at the time of printing. You are advised to consult your dealer before purchasing.

CE Mark

All our products carry the CE mark complying with European safety standards and the European Standard for electro magnetic compatibility.



Installation Guidance

This brochure is not intended as an installation guide. For safety, products should only be installed by a competent person, in accordance with current regulations and the manufacturer's instructions. Please note that the dimensions contained within this brochure do not in all cases include clearances required around installed products for safe operation.

To find out more about how our team can help you to specify compliant, efficient and intelligent solutions, contact us on:

web: **www.redring.co.uk**
phone: **0344 879 35 88**

Ireland enquiries: Glen Dimplex Ireland, tel: 00 353 (1) 8424 277 email: salesireland@glendimplex.com
or web: www.glendimplexireland.com



FSC LOGO

Redring is a Glen Dimplex Heating & Ventilation brand. Millbrook House, Grange Drive, Hedge End, Southampton SO30 2DF

All the products shown in this brochure are protected by intellectual property rights own by members of the Glen Dimplex Group on an international basis. The Glen Dimplex group of Companies will actively protect these rights.

© Redring. All rights reserved. Material contained in this publication may not be produced in whole or in part without prior permission in writing.